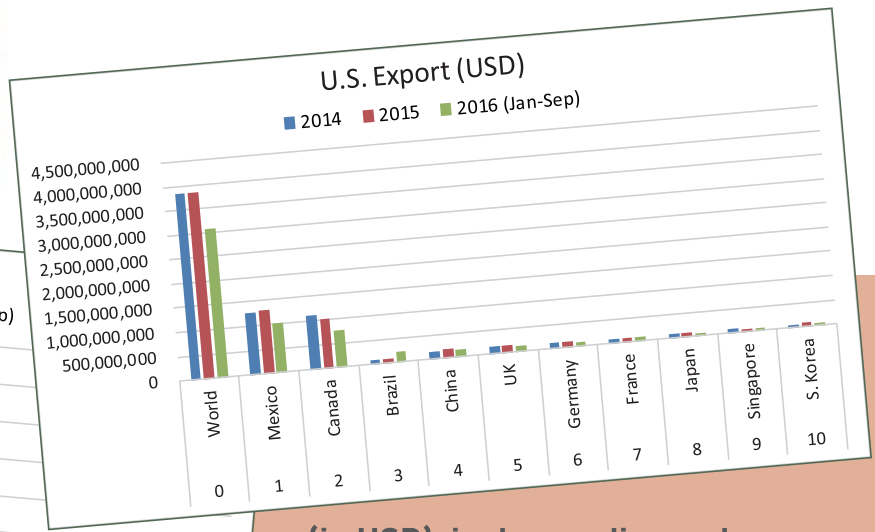
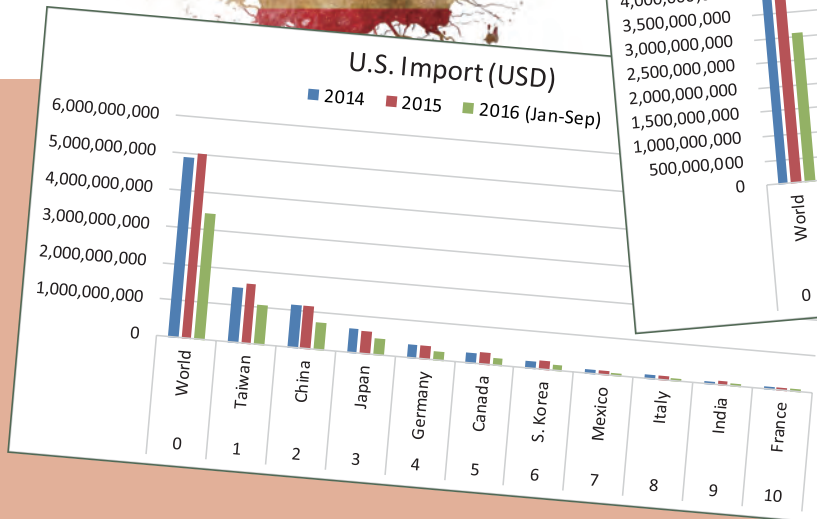


Fastener Trade & Fluctuations of USA/Canada/Japan/Taiwan (2014-2016)

Compiled by Fastener World



(in USD), in descending order according to figures of 2016



U.S. Import (HS 7318 Iron and steel screws, bolts, nuts, washers, etc.)

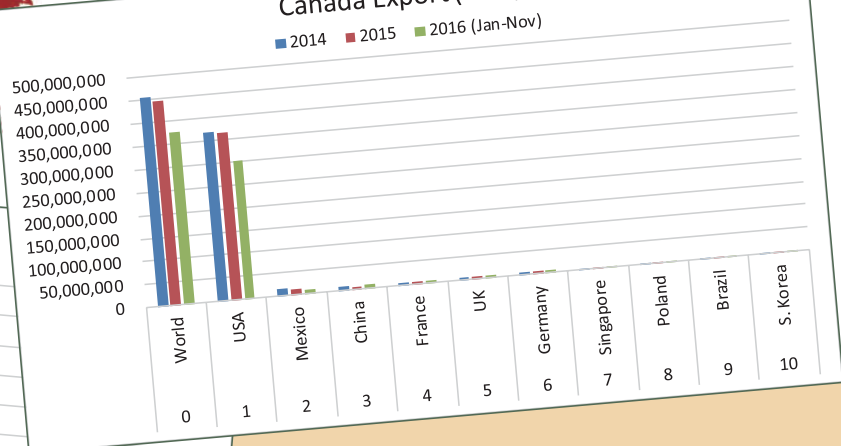
Rank	Partner	2014	2015	2016 (Jan-Sep)
0	World	4,921,220,507	5,024,459,658	3,421,890,947
1	Taiwan	1,512,443,294	1,604,119,571	1,066,008,618
2	China	1,142,251,413	1,141,601,612	753,448,574
3	Japan	653,391,633	622,736,616	455,650,852
4	Germany	351,771,639	352,557,790	234,769,158
5	Canada	289,653,400	302,969,267	202,820,370
6	S. Korea	216,187,615	237,869,471	160,964,329
7	Mexico	100,318,510	104,261,987	81,079,891
8	Italy	118,038,662	113,447,623	74,560,279
9	India	81,044,041	105,874,566	69,178,667
10	France	68,928,962	70,927,299	59,682,576

U. S. Export

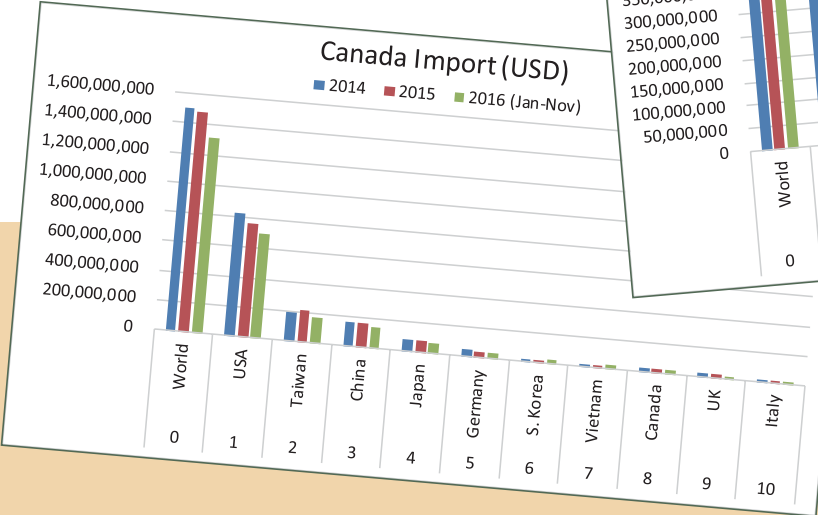
Rank	Partner	2014	2015	2016 (Jan-Sep)
0	World	3,841,901,340	3,835,607,838	3,060,544,747
1	Mexico	1,276,883,493	1,320,882,348	1,003,031,063
2	Canada	1,098,492,268	1,029,178,327	755,357,540
3	Brazil	101,927,132	98,522,703	225,697,813
4	China	145,709,542	169,661,420	139,079,490
5	UK	165,130,993	161,203,906	118,083,252
6	Germany	111,425,654	109,931,076	89,754,896
7	France	91,144,601	95,257,867	86,227,540
8	Japan	82,410,306	82,663,042	64,281,742
9	Singapore	78,738,164	68,338,147	56,277,666
10	S. Korea	69,227,276	73,569,037	47,138,600



Canada Export (USD)



Canada Import (USD)



(in USD), in descending order according to figures of 2016



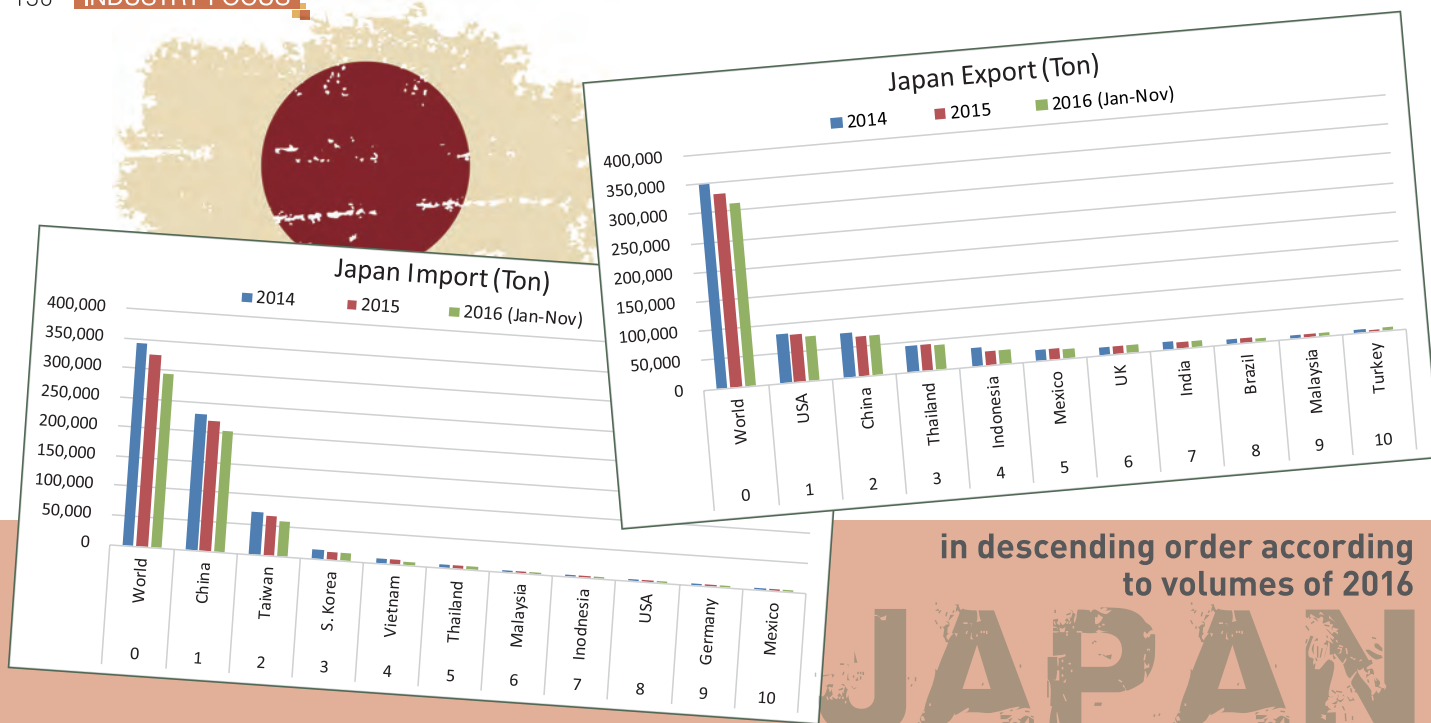
Canada Import

(HS 7318 Screws, bolts, nuts, screw hooks, rivets, washers, cotter pins and like articles of iron or steel)

Rank	Partner	2014	2015	2016 (Jan-Nov)
0	World	1,505,073,233	1,477,090,411	1,312,599,074
1	USA	823,087,762	768,535,705	701,146,189
2	Taiwan	194,643,327	210,418,374	171,037,368
3	China	166,763,653	166,508,887	138,642,075
4	Japan	79,317,904	81,436,384	71,254,704
5	Germany	50,384,839	42,145,016	35,116,891
6	S. Korea	18,411,379	19,996,007	25,226,934
7	Vietnam	13,792,405	21,498,831	23,104,454
8	Canada	22,795,753	25,811,776	22,596,173
9	UK	22,540,617	22,445,227	19,497,826
10	Italy	19,295,325	17,716,015	15,647,146

Canada Export

Rank	Partner	2014	2015	2016 (Jan-Nov)
0	World	455,781,812	445,396,586	376,045,561
1	USA	370,119,782	364,545,873	301,461,730
2	Mexico	15,100,446	12,399,720	10,427,310
3	China	7,373,419	7,288,419	8,115,901
4	France	6,255,815	5,068,210	6,154,918
5	UK	6,658,217	6,622,582	5,916,817
6	Germany	5,519,533	6,060,487	5,457,874
7	Singapore	2,514,086	3,497,094	3,083,025
8	Poland	1,979,477	2,111,552	2,909,869
9	Brazil	3,024,173	2,106,346	2,170,196
10	S. Korea	2,979,668	1,824,792	2,135,463

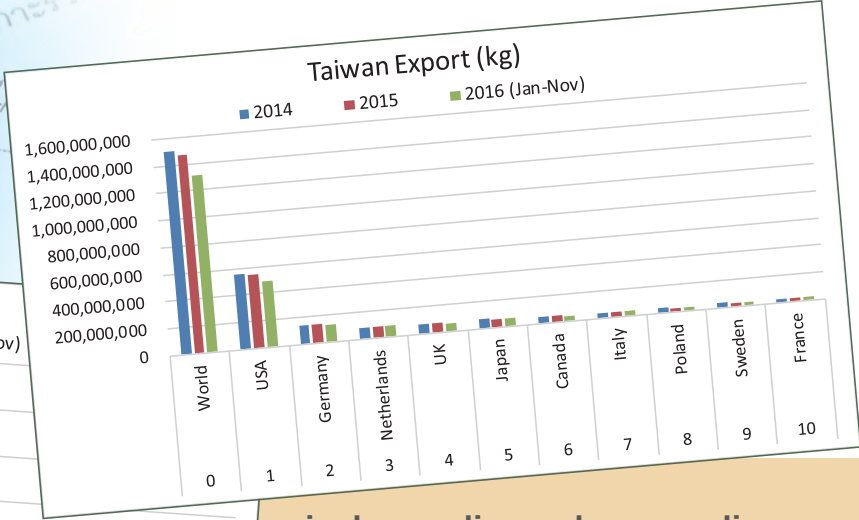
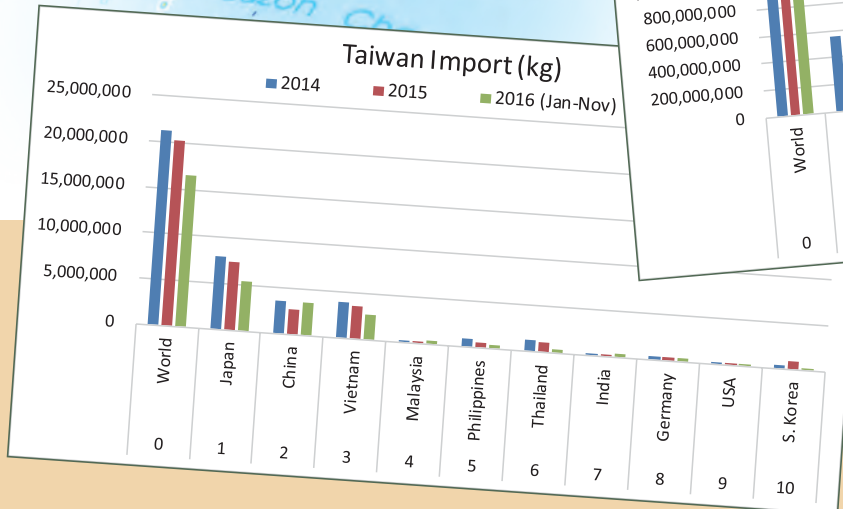


Japan Import (Japan P.C. Code 61703 Nails, bolts, nuts, etc.)

Rank	Partner	Metric Tons			1,000 Yens		
		2014	2015	2016 (Jan-Nov)	2014	2015	2016 (Jan-Nov)
0	World	343,110	324,699	294,720	111,830,372	113,784,970	91,672,558
1	China	230,097	220,880	204,391	46,526,490	46,548,736	37,196,354
2	Taiwan	72,433	67,031	59,545	25,608,663	26,666,037	21,112,152
3	S. Korea	15,542	13,405	12,267	5,716,219	5,431,679	4,592,151
4	Vietnam	6,464	6,833	5,150	1,452,882	1,639,463	1,862,604
5	Thailand	4,630	4,381	4,175	2,690,741	2,939,342	2,389,637
6	Malaysia	3,389	3,797	2,633	1,468,313	1,778,994	1,041,277
7	Inodnesia	3,481	2,517	1,656	1,638,487	1,317,100	959,790
8	USA	2,551	2,282	1,479	17,817,075	19,082,695	15,150,068
9	Germany	1,347	1,204	1,072	2,455,654	2,452,920	2,026,226
10	Mexico	996	470	507	486,693	332,613	353,118

Japan Export

Rank	Partner	Metric Tons			1,000 Yens		
		2014	2015	2016 (Jan-Nov)	2014	2015	2016 (Jan-Nov)
0	World	349,107	332,301	311,996	304,227,287	302,688,016	264,389,176
1	USA	82,194	81,347	76,149	71,390,104	75,246,059	63,984,956
2	China	76,385	68,677	68,107	69,260,182	65,372,338	58,469,353
3	Thailand	43,901	43,819	41,405	38,071,428	38,901,395	33,917,642
4	Indonesia	30,165	23,636	22,665	24,677,611	20,214,405	18,484,158
5	Mexico	18,176	18,967	15,829	13,119,220	15,749,552	12,283,204
6	UK	13,511	12,507	11,778	8,236,254	7,717,824	6,830,019
7	India	13,054	11,253	9,721	10,547,548	8,970,115	8,006,982
8	Brazil	7,921	7,668	6,096	7,330,340	7,496,641	4,754,440
9	Malaysia	6,149	6,220	5,354	6,161,711	6,678,000	5,348,536
10	Turkey	3,967	3,666	4,386	2,374,703	2,246,335	2,955,866



in descending order according to figures of 2016



Taiwan Import (HS 7318 Screws, bolts, nuts, coach screws, screw hooks, rivets, cotters, cotter-pins, washers (including spring washers) and similar articles, of iron or steel)

Rank	Partner	2014 (kg)	2015 (kg)	2016 (Jan-Nov) (kg)	Partner	2014 (USD)	2015 (USD)	2016 (Jan-Nov) (USD)
0	World	21,178,823	20,279,886	16,443,662	World	144,004,117	135,102,341	122,340,050
1	USA	7,924,602	7,362,681	5,476,576	USA	71,509,094	64,664,087	57,339,164
2	Germany	3,538,676	2,794,326	3,636,598	Germany	16,507,768	17,767,147	19,673,336
3	Netherlands	3,942,105	3,597,754	2,809,631	Netherlands	7,051,957	6,174,559	7,392,382
4	UK	47,839	122,118	398,015	Japan	11,407,572	8,125,637	7,132,008
5	Japan	947,427	620,619	396,541	UK	5,410,098	4,731,102	3,224,350
6	Canada	1,205,035	1,063,809	363,893	China	3,858,528	5,836,494	2,892,793
7	Italy	10,934	29,428	353,918	Canada	1,565,853	1,108,628	2,207,814
8	Poland	424,919	338,164	322,723	Sweden	1,598,075	1,965,537	1,639,867
9	Sweden	266,651	263,696	274,676	Italy	168,917	378,631	1,632,122
10	France	362,200	871,465	189,830	Mexico	1,536,052	1,306,346	1,473,072

Taiwan Export

Rank	Partner	2014 (kg)	2015 (kg)	2016 (Jan-Nov) (kg)	Partner	2014 (USD)	2015 (USD)	2016 (Jan-Nov) (USD)
0	World	1,501,697,033	1,470,992,279	1,309,158,243	World	4,048,948,068	3,880,596,255	3,288,469,393
1	Japan	555,453,198	546,108,965	491,261,645	Japan	1,447,361,270	1,450,778,261	1,227,703,495
2	China	142,884,207	136,122,818	129,328,471	USA	375,886,200	336,411,067	307,333,050
3	Vietnam	81,869,436	81,760,831	78,207,284	China	223,378,480	197,018,892	186,712,389
4	Malaysia	67,758,478	69,562,893	60,409,791	Germany	212,378,935	194,533,227	166,895,237
5	Philippines	68,728,882	65,476,799	57,111,126	Vietnam	180,719,632	178,366,592	148,437,865
6	Thailand	45,688,043	48,611,896	38,456,088	S. Korea	122,980,282	110,656,184	105,165,108
7	India	38,482,125	35,188,254	33,804,927	UK	117,018,549	126,340,252	96,730,332
8	Germany	39,582,609	31,093,106	29,882,664	Netherlands	98,458,251	88,785,052	74,428,720
9	USA	33,456,841	30,940,353	27,852,094	India	92,178,290	81,573,152	73,997,998
10	S. Korea	29,488,861	27,390,219	25,532,930	Italy	66,415,507	73,567,185	64,084,845