

EU Fastener Trade Statistics in 2014-2016

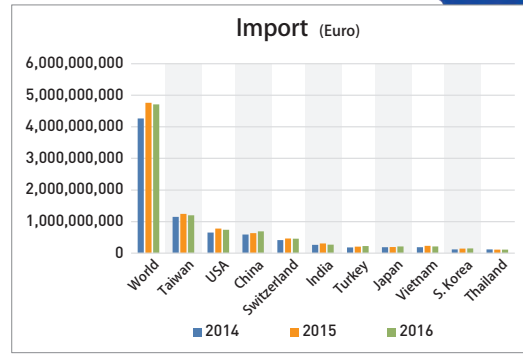
in descending order according to figures of 2016



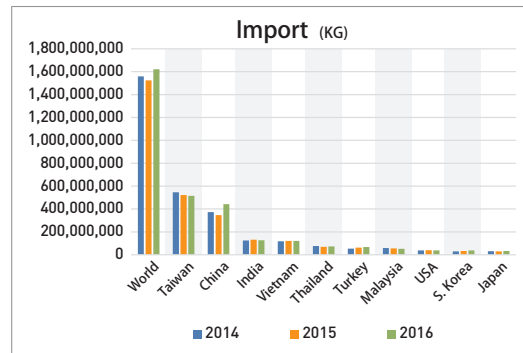
Import

HS 7318 Screws, bolts, nuts, coach screws, screw hooks, rivets, cotters, cotter pins, washers (including spring washers) and similar articles, of iron or steel

Rank	Country	2014 (Euro)	2015 (Euro)	2016 (Euro)
	World	4,265,353,504	4,762,518,683	4,711,204,359
1	Taiwan	1,150,021,894	1,242,721,758	1,197,707,688
2	USA	651,008,813	779,974,628	739,438,472
3	China	588,853,628	633,401,002	688,724,384
4	Switzerland	412,936,392	462,513,105	455,966,367
5	India	264,467,662	309,192,740	272,793,863
6	Turkey	182,941,129	204,152,414	228,120,261
7	Japan	188,753,663	196,178,963	216,475,632
8	Vietnam	187,474,496	229,587,187	212,792,389
9	S. Korea	119,089,282	141,714,737	149,526,142
10	Thailand	120,649,892	112,893,266	111,842,280



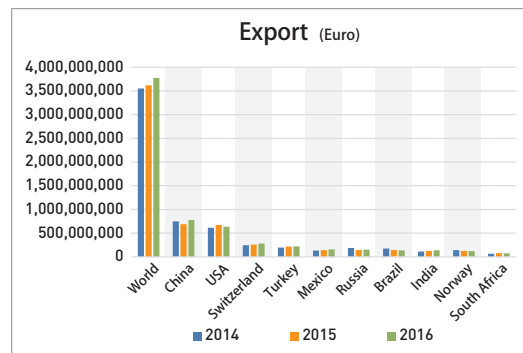
Rank	Country	2014 (KG)	2015 (KG)	2016 (KG)
	World	1,558,308,000	1,524,743,000	1,620,665,000
1	Taiwan	545,925,000	521,841,000	515,684,000
2	China	372,016,000	347,361,000	441,992,000
3	India	125,069,000	131,275,000	127,245,000
4	Vietnam	118,575,000	120,883,000	121,756,000
5	Thailand	76,720,000	69,361,000	72,929,000
6	Turkey	53,288,000	63,156,000	67,298,000
7	Malaysia	58,751,000	54,632,000	51,230,000
8	USA	37,741,000	39,708,000	38,397,000
9	S. Korea	30,257,000	33,467,000	37,504,000
10	Japan	31,086,000	30,214,000	32,633,000



Export

HS 7318 Screws, bolts, nuts, coach screws, screw hooks, rivets, cotters, cotter pins, washers (including spring washers) and similar articles, of iron or steel

Rank	Country	2014 (Euro)	2015 (Euro)	2016 (Euro)
	World	3,550,896,194	3,618,600,745	3,772,712,364
1	China	749,245,178	690,148,524	780,034,070
2	USA	616,777,003	673,018,858	636,833,471
3	Switzerland	246,717,392	258,618,904	280,355,293
4	Turkey	194,765,070	217,475,417	219,661,267
5	Mexico	132,531,467	141,407,991	156,834,534
6	Russia	187,021,956	147,379,844	156,388,342
7	Brazil	177,131,631	146,035,311	139,993,446
8	India	111,894,130	127,305,333	136,619,118
9	Norway	140,081,139	123,722,139	119,460,323
10	South Africa	67,737,410	77,585,863	73,580,406



Rank	Country	2014 (KG)	2015 (KG)	2016 (KG)
	World	492,083,000	467,735,000	487,281,000
1	China	102,257,000	90,773,000	100,753,000
2	USA	75,818,000	72,814,000	69,110,000
3	Switzerland	35,496,000	37,128,000	38,775,000
4	Turkey	33,346,000	35,885,000	36,206,000
5	Russia	35,461,000	26,267,000	28,349,000
6	Brazil	29,325,000	22,791,000	22,446,000
7	India	16,120,000	18,956,000	20,992,000
8	Mexico	18,892,000	18,726,000	20,308,000
9	Norway	19,185,000	17,725,000	18,689,000
10	Liechtenstein	9,309,000	9,951,000	11,255,000

