



Fastener Trade & Fluctuations of USA/Canada/Japan/Brazil/Taiwan



USA

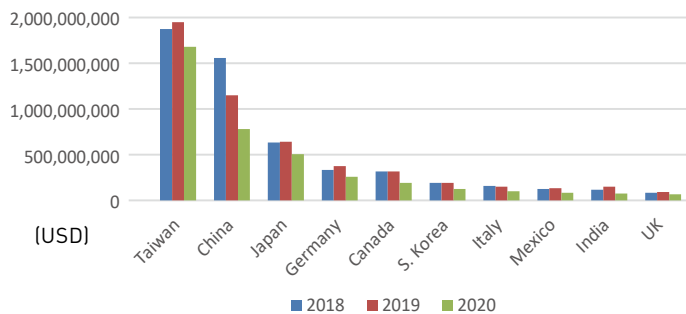
(in USD), in descending order according to figures of 2020

Source: U.S. ITA of Department of Commerce

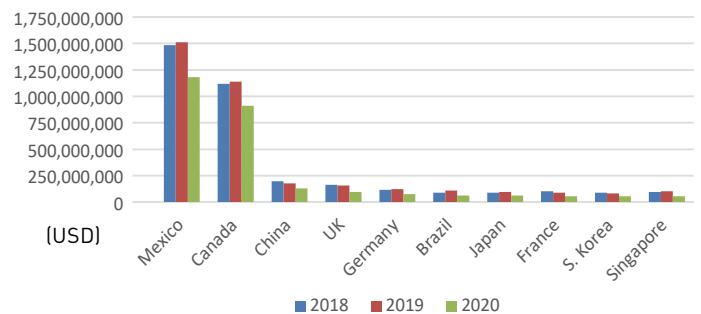
Import				
HS 7318 Iron and steel screws, bolts, nuts, washers, etc.				
Rank	Partner	2018	2019	2020
0	World	5,710,903,737	5,545,540,394	4,805,473,416
1	Taiwan	1,827,122,542	1,901,629,533	1,766,745,641
2	China	1,517,433,573	1,124,027,707	837,987,154
3	Japan	620,400,669	624,435,819	507,240,399
4	Germany	329,436,542	367,603,496	330,809,360
5	Canada	307,849,389	310,630,890	260,136,829
6	South Korea	188,758,025	188,277,555	173,468,237
7	Italy	152,763,573	145,214,555	139,038,186
8	Mexico	119,731,124	130,515,686	112,812,733
9	India	115,225,246	145,329,726	107,732,893
10	UK	79,612,854	87,094,634	82,304,526

Export				
Rank	Partner	2018	2019	2020
0	World	4,350,304,358	4,400,456,907	3,622,489,339
1	Mexico	1,493,137,231	1,526,828,779	1,216,036,841
2	Canada	1,125,426,323	1,149,112,882	939,556,124
3	China	204,299,063	183,107,846	183,080,439
4	UK	168,528,149	160,019,660	127,209,982
5	Germany	116,187,696	123,777,529	98,187,380
6	Brazil	92,608,574	109,485,174	90,407,063
7	Japan	91,411,619	98,567,349	83,679,269
8	France	103,674,764	89,869,700	79,427,768
9	South Korea	89,653,958	88,443,922	76,834,479
10	Singapore	96,608,045	104,484,712	76,825,029

Import



Export



Canada

(in USD), in descending order according to figures of 2020

Source: Canada.ca


Import

HS 7318 Screws, bolts, nuts, screw hooks, rivets, washers, cotter pins and like articles of iron or steel

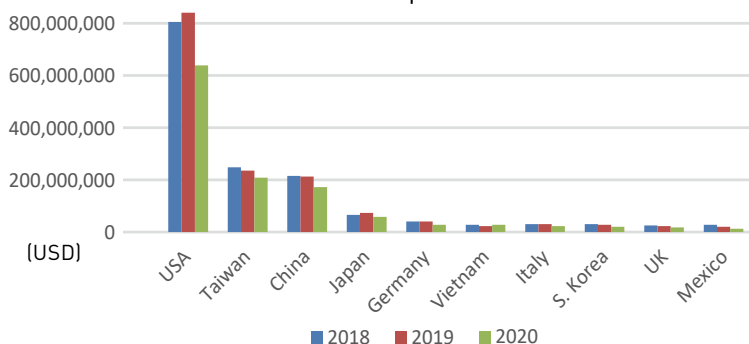
Rank	Partner	2018	2019	2020
0	World	1,643,449,509	1,659,744,357	1,383,874,310
1	USA	806,637,915	840,122,906	670,904,335
2	Taiwan	248,265,336	235,402,175	204,477,269
3	China	216,092,146	213,156,424	188,601,033
4	Japan	66,634,869	73,459,938	64,821,116
5	Germany	40,885,116	41,387,846	32,910,632
6	Vietnam	28,804,118	24,644,198	31,632,046
7	Italy	31,115,913	32,439,473	24,746,333
8	South Korea	32,343,265	28,130,461	22,384,569
9	UK	25,535,080	24,746,980	19,429,080
10	Mexico	15,049,686	17,573,807	14,603,026

Export

Rank	Partner	2018	2019	2020
0	World	482,874,901	503,627,435	429,022,363
1	USA	391,223,560	406,850,761	347,578,270
2	Mexico	17,773,123	22,136,681	17,278,092
3	China	8,055,115	6,039,962	9,071,403
4	UK	8,367,474	9,878,019	6,638,080
5	Germany	6,994,069	5,917,413	4,944,374
6	Poland	2,258,899	3,387,355	4,870,352
7	France	4,773,422	5,803,740	4,389,714
8	Brazil	1,972,476	3,332,779	2,553,094
9	Turkey	674,655	1,587,994	2,377,323
10	Singapore	3,637,470	3,566,116	2,294,046



Import



Export



Japan

in descending order according to volumes of 2020

Source: Ministry of Finance, Japan

Import

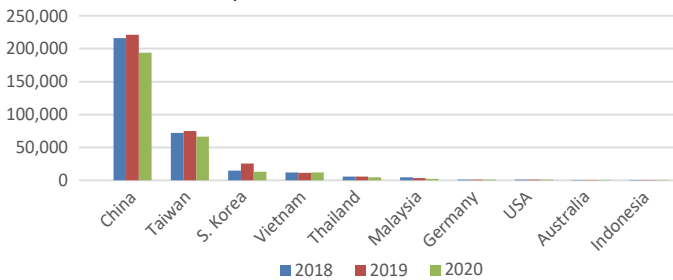
Japan P.C. Code 61703 Nails, bolts, nuts, etc.

Rank	Partner	Metric Tons			1,000 Yens		
		2018	2019	2020	2018	2019	2020
0	World	333,108	348,661	297,917	120,589,782	120,112,826	97,060,506
1	China	216,254	221,268	194,047	48,469,169	46,588,998	38,054,837
2	Taiwan	72,278	74,664	66,154	28,407,337	28,759,101	24,773,147
3	S. Korea	14,775	25,336	12,839	5,789,484	7,860,063	4,685,723
4	Vietnam	11,731	11,163	11,839	3,387,791	3,443,248	3,247,338
5	Thailand	5,889	5,457	4,645	3,627,621	3,459,067	2,956,292
6	Malaysia	4,604	3,657	2,533	1,973,062	1,671,085	1,046,231
7	Germany	1,332	1,349	1,032	3,024,923	2,781,108	2,419,395
8	USA	1,333	1,328	933	17,586,698	18,214,622	13,396,617
9	Australia	214	401	803	190,370	291,032	491,145
10	Indonesia	822	671	500	747,327	624,023	431,798

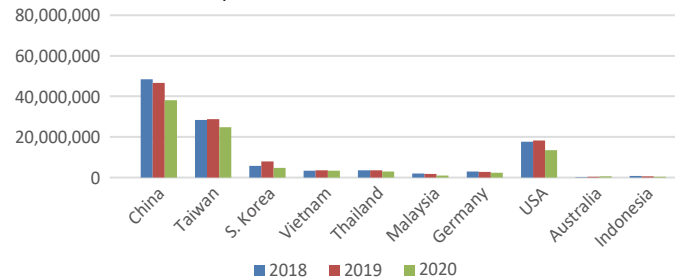
Export

Rank	Partner	Metric Tons			1,000 Yens		
		2018	2019	2020	2018	2019	2020
0	World	376,145	338,616	279,577	333,255,619	305,163,698	257,090,865
1	China	89,764	78,914	84,221	78,634,130	71,463,784	74,397,136
2	USA	83,915	80,804	66,278	74,276,199	73,501,386	61,504,586
3	Thailand	52,768	45,554	32,210	44,383,274	39,876,989	29,203,131
4	Indonesia	30,455	25,738	13,283	25,334,111	21,023,412	10,972,051
5	Mexico	15,536	14,336	12,056	13,144,879	12,523,841	10,613,230
6	India	13,273	9,943	8,170	11,765,238	9,327,437	7,805,556
7	UK	11,632	9,100	6,177	8,008,615	6,528,126	4,447,837
8	Brazil	9,851	8,588	5,930	7,427,164	6,173,937	4,597,655
9	Turkey	6,665	5,917	5,153	5,332,815	4,405,194	3,859,177
10	Malaysia	5,760	5,672	4,512	5,130,880	5,183,760	4,149,960

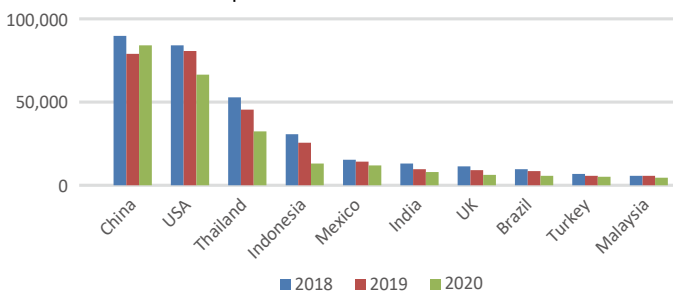
Import Volume (Metric Tons)



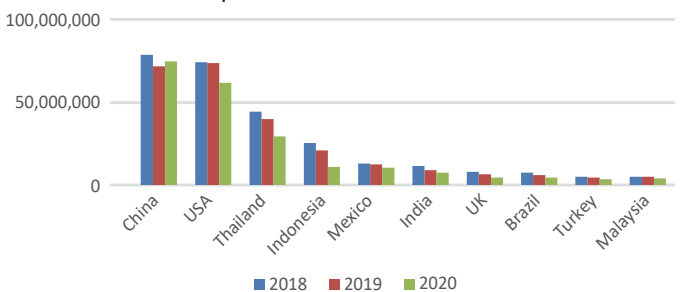
Import Value (1,000 Yens)



Export Volume (Metric Tons)



Export Value (1,000 Yens)



Taiwan

in descending order according to values of 2020

Source: Bureau of Foreign Trade (Taiwan)



Import

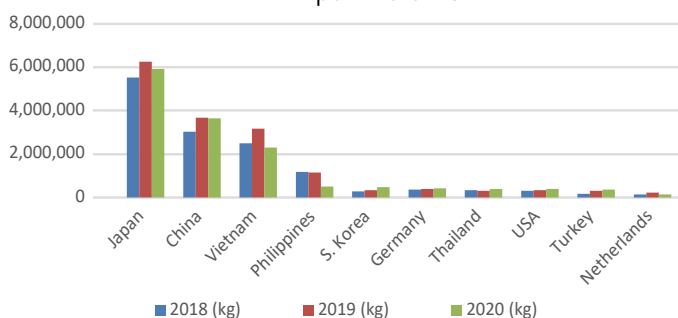
HS 7318 Screws, bolts, nuts, coach screws, screw hooks, rivets, cotters, cotter-pins, washers (including spring washers) and similar articles, of iron or steel

Rank	Partner	2018 (kg)	2019 (kg)	2020 (kg)	Partner	2018 (USD)	2019 (USD)	2020 (USD)
0	World		18,374,272	16,597,504	World	152,356,212	159,937,426	157,680,579
1	Japan	5,534,740	6,248,319	5,923,341	Japan	65,320,339	66,179,082	61,494,765
2	China	3,034,870	3,672,525	3,647,936	USA	22,444,713	26,785,166	27,844,570
3	Vietnam	2,492,054	3,170,962	2,312,366	China	9,393,007	10,279,450	15,143,539
4	Philippines	1,176,520	1,167,517	517,069	Germany	10,207,160	11,857,743	10,329,451
5	S. Korea	300,417	332,917	476,283	S. Korea	4,692,658	4,113,424	5,660,405
6	Germany	377,593	399,763	413,784	Netherlands	3,004,484	3,392,145	4,058,735
7	Thailand	354,386	321,688	395,728	Vietnam	4,013,572	4,580,616	3,719,309
8	USA	302,901	351,534	389,272	Switzerland	2,290,556	2,073,390	2,182,902
9	Turkey	182,373	312,557	379,366	Sweden	3,047,454	2,857,695	2,033,164
10	Netherlands	154,768	238,793	160,162	UK	1,296,907	1,582,266	2,017,286

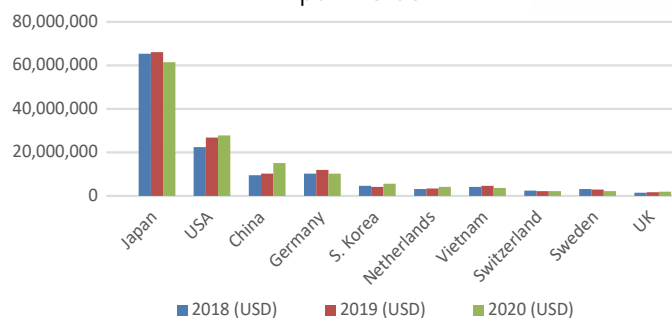
Export

Rank	Partner	2018 (kg)	2019 (kg)	2020 (kg)	Partner	2018 (USD)	2019 (USD)	2020 (USD)
0	World	1,595,705,450	1,479,292,223	1,363,248,785	World	4,638,685,129	4,316,380,032	3,969,360,344
1	USA	629,276,927	621,962,469	609,131,936	USA	1,775,046,209	1,751,810,124	1,689,801,153
2	Germany	155,300,468	132,505,809	116,637,180	Germany	453,134,133	392,118,297	340,191,792
3	Netherlands	92,492,281	80,348,283	67,226,720	Japan	230,517,250	241,272,905	209,498,781
4	Japan	69,039,707	72,771,839	63,283,611	Netherlands	261,652,295	227,785,981	195,105,056
5	Canada	60,651,391	51,295,923	45,368,429	UK	178,355,595	171,259,001	136,840,671
6	UK	59,378,375	55,620,928	41,692,178	China	143,940,786	114,145,687	129,131,272
7	Poland	34,104,044	31,645,985	27,418,561	Canada	163,070,593	145,037,763	128,760,834
8	Italy	41,551,408	32,429,910	27,368,054	Sweden	98,766,182	94,555,904	85,303,928
9	Sweden	29,841,067	28,912,202	24,839,100	Mexico	94,925,177	97,384,603	77,878,026
10	China	24,331,806	20,276,785	24,079,023	Italy	105,402,379	82,026,949	70,888,895

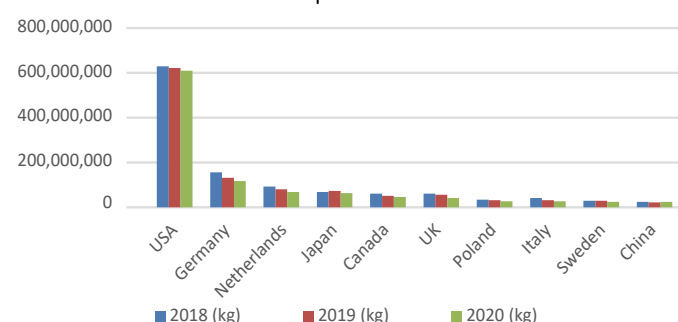
Import Volume



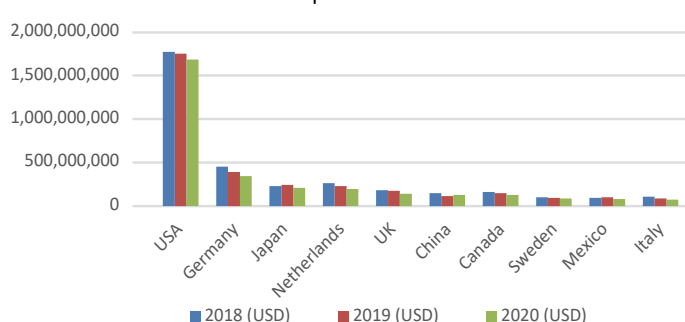
Import Value



Export Volume



Export Value





Brazil

in descending order according to values of 2020

Source: Ministry of Industry, Foreign Trade and Service, Brazil

Import

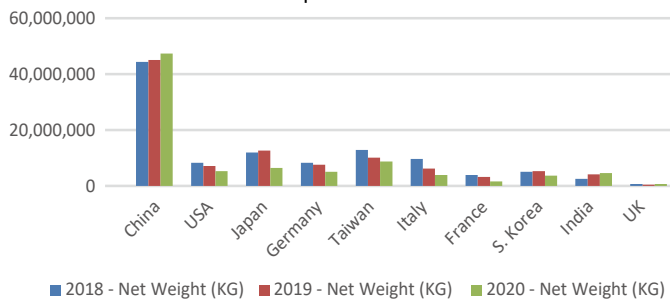
HS 7318 Screws, bolts, nuts, coach screws, screw hooks, rivets, cotters, cotter-pins, washers (including spring washers) and similar articles, of iron or steel

Rank	Partner	2018 - Net Weight (KG)	2019 - Net Weight (KG)	2020 - Net Weight (KG)	2018 - US\$ FOB	2019 - US\$ FOB	2020 - US\$ FOB
0	World	123,292,034	114,959,546	96,393,965	648,742,258	590,527,630	474,232,850
1	China	44,237,435	45,018,883	47,398,383	121,801,344	118,639,032	117,144,626
2	USA	8,301,603	7,112,581	5,311,821	91,721,428	90,805,045	74,741,939
3	Japan	11,969,245	12,567,987	6,439,826	76,353,804	70,152,664	50,589,453
4	Germany	8,313,039	7,579,926	5,020,829	75,407,856	70,658,088	49,658,606
5	Taiwan	12,938,026	10,067,320	8,863,240	39,233,139	32,208,728	26,170,865
6	Italy	9,722,978	6,187,395	3,937,145	55,768,923	36,164,478	26,130,323
7	France	4,021,996	3,222,984	1,776,499	36,707,910	33,315,010	21,120,192
8	S. Korea	5,015,276	5,420,189	3,613,568	25,387,542	26,505,450	16,778,777
9	India	2,565,552	4,222,521	4,751,957	10,339,308	12,299,795	13,885,699
10	UK	702,681	620,760	824,494	8,780,294	9,438,011	10,245,445

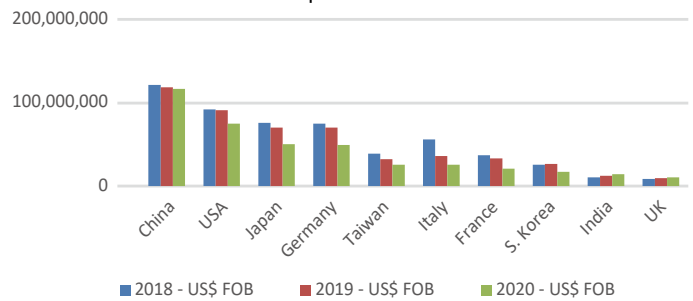
Export

Rank	Partner	2018 - Net Weight (KG)	2019 - Net Weight (KG)	2020 - Net Weight (KG)	2018 - US\$ FOB	2019 - US\$ FOB	2020 - US\$ FOB
0	World	25,432,517	22,329,231	23,176,849	148,564,500	180,726,436	129,207,220
1	USA	2,265,250	2,438,889	2,134,365	41,206,524	77,379,432	47,341,359
2	Argentina	9,219,473	8,011,757	10,553,234	27,686,444	21,638,852	23,367,086
3	Paraguay	5,059,103	3,997,950	4,212,001	11,703,049	9,222,881	9,174,626
4	France	1,014,741	644,262	462,338	8,194,419	7,715,397	6,053,469
5	Germany	1,340,192	810,435	606,937	8,483,953	5,788,623	4,556,664
6	Mexico	594,482	637,662	383,559	5,368,961	6,420,788	4,145,272
7	Chile	363,574	389,234	398,314	3,634,378	4,765,329	3,547,027
8	Uruguay	1,151,947	937,654	1,163,475	3,194,424	2,619,460	2,754,061
9	UK	65,874	118,278	30,644	3,446,003	4,805,382	2,716,998
10	Colombia	276,956	398,550	298,073	3,400,752	3,698,306	2,651,859

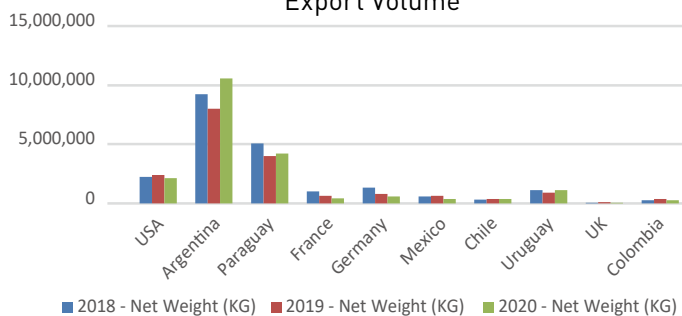
Import Volume



Import Value



Export Volume



Export Value

