


Fasteners and Related Hand Tools Trade Statistics in 2014-2016



2014-2016全球手工具及扣件進出口排行榜

by Gang Hao Chang,
Fastener World



USA
(in USD), in descending order
according to figures of 2016

In terms of imports of related hand tools and fasteners of USA with HS Codes falling within HS 820411, 820412, 820420, 820540 and 820790, the total imports of these product categories during the first 3 quarters of 2016 all demonstrated a downward trend.

Import

HS 7318 Iron and steel screws, bolts, nuts, washers, etc.

Rank	Partner	2014	2015	2016 (Jan-Sep)
	World	4,921,220,507	5,024,459,658	3,421,890,947
1	Taiwan	1,512,443,294	1,604,119,571	1,066,008,618
2	China	1,142,251,413	1,141,601,612	753,448,574
3	Japan	653,391,633	622,736,616	455,650,852



HS 820411 Non-adjustable hand-operated spanners, wrenches, and parts

Rank	Partner	2014	2015	2016 (Jan-Sep)
	World	244,992,373	247,558,344	174,497,028
1	China	143,960,299	136,758,854	92,361,539
2	Taiwan	58,316,958	63,436,096	47,313,644
3	India	10,959,276	16,138,376	12,515,293



HS 820412 Adjustable hand-operated spanners, wrenches, and parts

Rank	Partner	2014	2015	2016 (Jan-Sep)
	World	108,888,045	105,049,854	76,938,548
1	China	76,864,641	69,777,596	52,735,743
2	Taiwan	11,277,591	14,973,570	9,988,661
3	Germany	6,841,442	6,899,173	6,131,801



HS 820420 Socket wrenches with/without handles, drives, extensions, and parts

Rank	Partner	2014	2015	2016 (Jan-Sep)
	World	294,627,957	250,816,828	170,514,425
1	Taiwan	132,508,940	137,465,139	93,921,006
2	China	153,101,815	104,792,128	69,381,392
3	Germany	1,811,890	1,742,953	1,134,663



HS 820540 Screwdrivers and parts

Rank	Partner	2014	2015	2016 (Jan-Sep)
	World	99,808,463	111,092,707	95,081,909
1	China	56,333,586	62,482,423	54,033,899
2	Taiwan	27,102,051	33,474,407	27,624,664
3	Germany	8,901,274	7,031,303	6,112,808



HS 820790 Screwdriver bits, tapping tools, and other interchangeable tools

Rank	Partner	2014	2015	2016 (Jan-Sep)
	World	313,145,633	329,000,022	244,535,224
1	China	135,483,534	164,013,684	127,749,081
2	Taiwan	34,274,872	33,649,098	25,766,009
3	Germany	37,141,708	32,419,745	21,348,941



Major import origins of these product categories in Q1--Q3 2016 were China and Taiwan. China almost took the lead in every mentioned hand tool items in the import and Taiwan was ranked the 1st place in the categories HS 7318 and HS 820420.

Germany, Japan and India were also ranked the 3rd place

Export

HS 7318 Iron and steel screws, bolts, nuts, washers, etc.

Rank	Partner	2014	2015	2016 (Jan-Sep)
	World	3,841,901,340	3,835,607,838	3,060,544,747
1	Mexico	1,276,883,493	1,320,882,348	1,003,031,063
2	Canada	1,098,492,268	1,029,178,327	755,357,540
3	Brazil	101,927,132	98,522,703	225,697,813



HS 820411 Non-adjustable hand-operated spanners, wrenches, and parts

Rank	Partner	2014	2015	2016 (Jan-Sep)
	World	173,086,465	156,455,028	108,255,336
1	Canada	37,123,199	34,352,542	22,320,708
2	Japan	6,684,518	5,700,880	10,667,718
3	UK	17,164,165	13,932,533	7,825,492



HS 820412 Adjustable hand-operated spanners, wrenches, and parts

Rank	Partner	2014	2015	2016 (Jan-Sep)
	World	45,031,848	44,695,057	29,635,817
1	Canada	16,293,164	12,928,307	8,641,956
2	Mexico	2,443,542	3,908,100	2,197,642
3	Japan	1,429,770	1,703,446	1,833,379



HS 820420 Socket wrenches with/without handles, drives, extensions, and parts

Rank	Partner	2014	2015	2016 (Jan-Sep)
	World	89,798,791	79,375,951	74,181,114
1	Japan	3,170,167	2,972,372	17,058,791
2	Canada	21,088,261	19,197,498	12,540,993
3	UK	12,635,078	9,867,659	10,409,949



HS 820540 Screwdrivers and parts

Rank	Partner	2014	2015	2016 (Jan-Sep)
	World	32,035,971	32,370,928	28,986,969
1	Canada	8,627,779	9,865,969	5,506,497
2	Japan	606,917	724,263	5,285,978
3	Mexico	3,067,541	3,687,004	2,845,652



HS 820790 Screwdriver bits, tapping tools, and other interchangeable tools

Rank	Partner	2014	2015	2016 (Jan-Sep)
	World	191,682,396	178,905,625	135,071,371
1	Mexico	34,327,587	36,694,541	28,810,062
2	Canada	43,054,967	40,902,916	27,635,644
3	Japan	14,801,206	13,841,788	11,590,467



in some of the product categories. However, the total values of products USA imported from Germany, Japan or India were still much less than those USA imported from China or Taiwan. Although the imports from China and Taiwan showed decline in 2016, both countries continue to play important roles in fasteners and hand tools supply to USA.

When it comes to export, it's a totally different story. U.S. hand tools and fastener products falling within HS code 7318, 820411, 820412, 820420, 820540 and 820790 were mainly exported to Canada, Mexico, Japan, Brazil and the UK in the first 3 quarters of 2016. There was a significant trend that U.S. hand tools and fasteners were mainly exported to N. America and Latin America (especially Mexico and Canada). The UK and Japan were the biggest customers of USA in Europe and Asia, respectively.

Canada took the lead in HS 820411, 820412 and 820540, while Mexico was ranked the 1st place in HS 7318 and 820790.

Japan also showed significant growth in socket wrenches and screwdrivers. The total value of socket wrenches USA exported to Japan in the first 3 quarters of 2016 even made Japan outperform Canada to become the 1st place.



Taiwan

in descending order according to figures of 2016

Import

HS 7318 Screws, bolts, nuts, coach screws, screw hooks, rivets, cotters, cotters-pins, washers (including spring washers) and similar articles, of iron or steel

Rank	Country	2014(kg)	2015(kg)	2016 (Jan-Nov)(kg)
	World	21,178,823	20,279,886	16,443,662
1	China	3,538,676	2,794,326	3,636,598
2	Japan	7,924,602	7,362,681	5,476,576
3	Vietnam	3,942,105	3,597,754	2,809,631



Rank	Country	2014(USD)	2015(USD)	2016 (Jan-Nov)(USD)
	World	144,004,117	135,102,341	122,340,050
1	Japan	71,509,094	64,664,087	57,339,164
2	USA	16,507,768	17,767,147	19,673,336
3	China	7,051,957	6,174,559	7,392,382



HS 820411 Non-adjustable hand-operated spanners, wrenches, and parts

Rank	Country	2014(kg)	2015(kg)	2016 (Jan-Nov)(kg)
	World	3,808,398	3,005,229	3,277,138
1	China	3,225,681	2,481,440	2,700,002
2	Vietnam	114,635	76,538	230,631
3	India	273,845	263,827	170,875



Rank	Country	2014(USD)	2015(USD)	2016 (Jan-Nov)(USD)
	World	16,684,445	13,622,839	14,543,854
1	China	11,827,960	9,256,806	9,934,126
2	Japan	1,987,502	1,946,730	1,678,919
3	India	1,152,027	1,133,111	741,237



HS 820412 Adjustable hand-operated spanners, wrenches, and parts

Rank	Country	2014(kg)	2015(kg)	2016 (Jan-Nov)(kg)
	World	1,257,320	1,414,867	1,254,404
1	China	624,051	606,350	687,035
2	Vietnam	563,477	707,767	494,803
3	Turkey	31,911	31,789	36,433




Rank	Country	2014(USD)	2015(USD)	2016 (Jan-Nov)(USD)
	World	7,377,284	8,755,788	7,781,912
1	China	3,292,611	3,787,841	3,923,064
2	Vietnam	2,564,007	3,377,329	2,452,034
3	Japan	658,647	554,186	474,299



HS 820420 Socket wrenches with/without handles, drives, extensions, and parts

Rank	Country	2014(kg)	2015(kg)	2016 (Jan-Nov)(kg)
	World	1,356,783	433,975	493,177
1	China	1,265,922	408,323	458,501
2	Japan	7,431	8,504	5,101
3	Germany	1,874	2,235	3,847

Rank	Country	2014(USD)	2015(USD)	2016 (Jan-Nov)(USD)
	World	4,051,075	2,153,242	2,142,399
1	China	2,687,869	968,891	1,059,230
2	Japan	517,036	582,274	450,007
3	USA	152,109	257,468	144,303



HS 820540 Screwdrivers and parts

Rank	Country	2014(kg)	2015(kg)	2016 (Jan-Nov)(kg)
	World	507,920	432,457	446,828
1	China	468,376	399,032	422,477
2	Japan	19,787	18,813	12,702
3	Germany	3,766	4,121	2,875

Rank	Country	2014(USD)	2015(USD)	2016 (Jan-Nov)(USD)
	World	3,681,845	2,846,100	2,958,181
1	China	2,520,755	1,889,498	2,102,364
2	Japan	534,396	430,949	457,368
3	Germany	193,373	193,314	123,933



HS 820790 Screwdriver bits, tapping tools, and other interchangeable tools

Rank	Country	2014(kg)	2015(kg)	2016 (Jan-Nov)(kg)
	World	1,487,628	1,329,940	1,329,777
1	China	840,607	771,724	686,807
2	Vietnam	534,217	459,767	399,056
3	Germany	5,541	10,813	162,794

Rank	Country	2014(USD)	2015(USD)	2016 (Jan-Nov)(USD)
	World	19,726,545	18,718,860	20,736,162
1	Japan	5,007,359	3,754,677	5,858,202
2	China	4,772,367	4,419,741	3,858,340
3	USA	2,226,637	2,874,891	2,857,123



In terms of Taiwan's hand tools and fasteners imports from the world in 2016 (calculated by weight), Taiwan mainly imported these products falling within HS codes 7318, 820411, 820412, 820420, 820540 and 820790 from China, Vietnam, India, Turkey, Japan and Germany. Taiwan's demand for fasteners, spanners, wrenches, socket wrenches, screwdrivers or screwdriver bits were mostly satisfied by the imports from China, Japan and Vietnam. China was especially the biggest trade partner of Taiwan in all mentioned product categories. If calculated by value, the major countries Taiwan imported related products from in 2016 were China, Japan, USA, Vietnam, India and Germany.

Export

HS 7318 Screws, bolts, nuts, coach screws, screw hooks, rivets, cotters, cotter-pins, washers (including spring washers) and similar articles, of iron or steel

Rank	Country	2014(kg)	2015(kg)	2016 (Jan-Nov)(kg)
	World	1,501,697,033	1,470,992,279	1,309,158,243
1	USA	555,453,198	546,108,965	491,261,645
2	Germany	142,884,207	136,122,818	129,328,471
3	Netherlands	81,869,436	81,760,831	78,207,284

Rank	Country	2014(USD)	2015(USD)	2016 (Jan-Nov)(USD)
	World	4,048,948,068	3,880,596,255	3,288,469,393
1	USA	1,447,361,270	1,450,778,261	1,227,703,495
2	Germany	375,886,200	336,411,067	307,333,050
3	Netherlands	223,378,480	197,018,892	186,712,389



HS 820411 Non-adjustable hand-operated spanners, wrenches, and parts

Rank	Country	2014(kg)	2015(kg)	2016 (Jan-Nov)(kg)
	World	13,655,748	12,841,393	12,010,264
1	USA	3,507,554	3,553,231	3,385,796
2	Japan	460,766	803,414	766,344
3	Germany	728,440	693,640	696,429

Rank	Country	2014(USD)	2015(USD)	2016 (Jan-Nov)(USD)
	World	156,731,050	148,693,457	134,503,088
1	USA	39,083,940	39,338,914	36,352,885
2	France	14,156,225	12,191,194	11,271,281
3	Germany	11,853,605	11,407,022	11,220,233



HS 820412 Adjustable hand-operated spanners, wrenches, and parts

Rank	Country	2014(kg)	2015(kg)	2016 (Jan-Nov)(kg)
	World	11,269,346	10,120,881	7,034,271
1	USA	1,806,673	2,101,374	1,845,332
2	Vietnam	679,545	613,270	517,781
3	China	507,311	523,289	455,210

Rank	Country	2014(USD)	2015(USD)	2016 (Jan-Nov)(USD)
	World	98,244,322	91,061,126	66,183,074
1	USA	14,521,241	18,243,554	15,330,849
2	France	3,279,741	4,045,120	5,965,962
3	Japan	6,000,054	4,446,004	4,596,013



HS 820420 Socket wrenches with/without handles, drives, extensions, and parts

Rank	Country	2014(kg)	2015(kg)	2016 (Jan-Nov)(kg)
	World	49,495,404	52,173,526	47,855,971
1	USA	15,307,182	17,904,914	17,972,746
2	China	8,373,492	9,019,075	8,205,300
3	Germany	1,411,712	2,769,214	2,069,168

Rank	Country	2014(USD)	2015(USD)	2016 (Jan-Nov)(USD)
	World	321,660,093	322,553,696	281,506,292
1	USA	97,914,035	109,174,963	105,747,529
2	China	39,143,530	35,845,288	29,376,645
3	Germany	13,287,239	19,871,746	15,047,828



HS 820540 Screwdrivers and parts

Rank	Country	2014(kg)	2015(kg)	2016 (Jan-Nov)(kg)
	World	5,275,429	5,427,450	4,927,751
1	USA	1,768,627	2,000,977	1,829,754
2	Australia	322,885	377,862	281,999
3	China	188,904	195,291	239,430

Rank	Country	2014(USD)	2015(USD)	2016 (Jan-Nov)(USD)
	World	52,894,140	54,891,283	52,132,740
1	USA	17,443,970	19,984,754	18,938,033
2	China	2,370,793	2,193,661	2,986,764
3	UK	2,358,415	2,750,604	2,321,671



HS 820790 Screwdriver bits, tapping tools, and other interchangeable tools


Rank	Country	2014(kg)	2015(kg)	2016 (Jan-Nov)(kg)
	World	6,051,493	5,911,649	5,472,722
1	USA	1,423,714	1,501,217	1,404,948
2	China	1,024,515	912,596	1,076,610
3	Germany	471,013	565,565	506,647

Rank	Country	2014(USD)	2015(USD)	2016 (Jan-Nov)(USD)
	World	79,713,278	76,939,813	67,695,559
1	USA	17,881,577	20,520,909	18,455,528
2	China	10,648,221	9,358,483	9,184,518
3	Germany	7,420,138	8,599,601	7,698,276



Taiwan's certain products falling within HS codes 7318, 820411, 820412, 820420, 820540 and 820790 were mainly exported to USA, Germany, Netherlands, Japan, Vietnam, China and Australia. USA was especially the biggest trade partner for Taiwan in its exports of the mentioned product categories. The reliance of Taiwan upon USA in the exports of these products was very significant. If calculated by value, it shows a trend that Taiwan's exports of these products in 2016 were mainly concentrated on USA and countries in Western Europe. However, China was also ranked the 2nd place in Taiwan's exports of socket wrenches, screwdrivers and screwdriver bits while Japan was ranked the 3rd place in Taiwan's exports of "Adjustable hand-operated spanners, wrenches, and parts" falling within HS code 820412.

Source: Bureau of Foreign Trade (Taiwan)



Japan

in descending order according to volumes of 2016

Import

HS 7318 Screws, bolts, nuts, coach screws, screw hooks, rivets, cotters, cotter-pins, washers (including spring washers) and similar articles, of iron or steel

Rank	Country	Metric Tons			1,000 Yens		
		2014	2015	2016 (Jan-Nov)	2014	2015	2016 (Jan-Nov)
	World	343,110	324,699	294,720	111,830,372	113,784,970	91,672,558
1	China	230,097	220,880	204,391	46,526,490	46,548,736	37,196,354
2	Taiwan	72,433	67,031	59,545	25,608,663	26,666,037	21,112,152
3	S. Korea	15,542	13,405	12,267	5,716,219	5,431,679	4,592,151



As a leading supplier of high quality hand tools and fasteners in the world, Japan shows also a large amount of demand for standard similar products from other countries which have been enjoying lower labor and related manufacturing costs for years.

In terms of the import of nails, bolts, nuts, etc. of Japan, its top three trade partners in 2016 were China, Taiwan and S. Korea in sequence. China even represented 1/3 of Japan's total import of these products from the world. The total weight of these products Japan imported from Taiwan and S. Korea was still less than its import from China. Japan's imports of these products in 2016 from China, Taiwan and S. Korea all demonstrated a downward trend (whether it is calculated by weight or by value).

Japan P.C. Code 61705 All hand tools

Rank	Country	Metric Tons			1,000 Yens		
		2014	2015	2016 (Jan-Nov)	2014	2015	2016 (Jan-Nov)
	World	68,195,087	64,865,832	59,188,929	137,861,351	149,823,669	127,451,405
1	China	39,032,697	37,018,846	31,167,753	45,635,993	50,641,237	40,790,648
2	S. Korea	11,748,497	9,857,999	11,982,213	18,640,294	18,446,156	18,023,984
3	Taiwan	9,387,172	9,076,727	7,918,603	13,432,690	15,137,561	12,230,618



Japan's imports of all hand tools falling within P.C. code 61705 in 2016, like the data in its imports of fasteners, were mostly from China, Taiwan and S. Korea. The biggest trade partner of Japan in this category was still China, though Taiwan (the 2nd place in the "fasteners" category) dropped to the 3rd place and S. Korea (the 3rd place in the "fasteners" category) went up to become the 2nd place.

If calculated by weight, the imports from China and Taiwan both showed a decline, S. Korea was the only one among the top 3 countries that showed a slight growth. However, if calculated by value (unit: 1,000 Yens), the imports from all these three countries were on the decline.

Press Release

Wanted

Fastener World Inc.

- ★ Mergers & Acquisitions
- ★ Import & Export Statistics
- ★ Market Trend
- ★ Press Release
- ★ Association
- ★ Industrial Activities

If you have related news or articles, don't hesitate to send them to our editors at design@fastener-world.com.tw

Export

Japan P.C. Code 61509 Nails, bolts, nuts, etc.

Rank	Country	Metric Tons			1,000 Yens		
		2014	2015	2016 (Jan-Nov)	2014	2015	2016 (Jan-Nov)
	World	349,107	332,301	311,996	304,227,287	302,688,016	264,389,176
1	USA	82,194	81,347	76,149	71,390,104	75,246,059	63,984,956
2	China	76,385	68,677	68,107	69,260,182	65,372,338	58,469,353
3	Thailand	43,901	43,819	41,405	38,071,428	38,901,395	33,917,642



Japan's major trade partners in its exports of nails, bolts, nuts, etc from 2014 through November of 2016 were USA, China and Thailand. The total weight Japan exported to these three countries in 2016 represented more than 1/2 of Japan's total export to the world. However, its exports to USA, China and Thailand all showed a decline, more or less (whether calculated by weight or by value).

Japan P.C. Code 61511 All hand tools

Rank	Country	Metric Tons			1,000 Yens		
		2014	2015	2016 (Jan-Nov)	2014	2015	2016 (Jan-Nov)
	World	93,501,435	106,033,727	79,706,707	384,056,481	423,753,153	336,382,066
1	China	17,809,808	18,269,786	16,432,604	75,087,287	80,738,730	69,773,928
2	S. Korea	4,801,035	4,964,123	4,238,632	21,891,550	25,433,522	22,522,658
3	Taiwan	2,238,595	2,264,189	1,813,234	17,379,698	19,128,935	16,114,317



Top 3 trade partners of Japan in its exports of hand tools falling within P.C. code 61511 in Jan-Nov 2016 were China, S. Korea and Taiwan. China was especially the largest trade partner for Japan in this product category, which represented more than 20% of its total export of hand tools to the world. As in Japan's fastener exports, Japan's hand tools exports to China, S. Korea and Taiwan all showed a downward trend in Jan-Nov 2016.

Source: Ministry of Finance, Japan

40 years of experience in manufacturing
52 million *Star-Shaped Pipe Inserts*
Applications: Exercise Equipment, Metal tube connections and combinations of fixed, Display Racks, and Medical Assistance Devices.



*Maximum torsion:
100 lbs./inch
≐ 105kgf·cm*

松德銓 企業有限公司
Sung The Chuan Trade Enterprise Co., Ltd. E-mail: astom_yang@yahoo.com.tw
 Tel: 886-2-2688 2035 Fax: 886-2-2688 3984 Cell phone: 886-926 258 167 (Yang)
 171, Sec. 2, Pao-an St., Shulin, New Taipei City 238, Taiwan <http://www.fastener-world.com.tw/sungthe>